



• www.mytronic.ir



• [mytronic.ir](https://www.instagram.com/mytronic.ir)



• [mytronic_ir](https://www.telegram.com/mytronic_ir)



• [mytronicir](https://www.youtube.com/mytronicir)



• 0912-5958431
• 0912-5958432



• 021-66717001



مایترونیک

فروشگاه قطعات الکترونیک

تخصص، کیفیت، قیمت مناسب

تهران - خیابان جمهوری - نرسیده به پل حافظ - پاساژ توکل - طبقه زیر همکف - پلاک B34

Ultra-Fast Soft Recovery Diode Module

Description

Ultra-FRD module devices are optimized to reduce losses and EMI/RFI in high frequency power conditioning electrical systems. These diode modules are ideally suited for power converters, motors drives and other applications where switching losses are significant portion of the total losses.

Features

- ☞ Repetitive Reverse Voltage : $V_{RRM} = 600V$
- ☞ Low Forward Voltage Drop : $V_F(\text{typ.}) = 1.5V$
- ☞ Average Forward Current : $I_F(\text{AV.}) = 100A @ T_c = 100^\circ C$
- ☞ Ultra-Fast Reverse Recovery Time : $t_{rr}(\text{typ.}) = 120 \text{ ns}$
- ☞ Extensive Characterization of Recovery Parameters
- ☞ Reduced EMI and RFI
- ☞ Isolation Type Package

Applications

Motor Drives, Free wheel use, High Power Converters, Welders, Various Switching and Telecommunication Power Supply.

Equivalent Circuit and Package

Common Center & N- Type	Common Center & P-Type
Package : 5DM-1 Series	

Please see the package Out line information

Ordering Information

Device Name	DAC2F100N6S	DAC2F100P6S
Optional Information	Common Center & N-Type	Common Center & P-Type

Absolute Maximum Ratings @ $T_j=25^\circ C$ (Per Leg)

Symbol	Parameter	Conditions	Ratings	Unit
V_{RRM}	Repetitive Peak Reverse Voltage		600	V
$V_{R(DC)}$	Reverse DC Voltage		480	V
$I_{F(AV)}$	Average Forward Current	@ $T_c = 25^\circ C$ @ $T_c = 100^\circ C$	200 100	A A
I_{FSM}	Surge(non-repetitive) Forward Current	One Half Cycle at 60Hz, Peak Value	2000	A
I^2t	I^2t for Fusing	Value for One Cycle Current, $t_w = 8.3\text{ms}, T_j = 25^\circ C$ Start	$16.7 * 10^3$	A^2s
T_j	Junction Temperature		-40 ~ 150	$^\circ C$
T_{stg}	Storage Temperature		-40 ~ 125	$^\circ C$
V_{isol}	Isolation Voltage	@ AC 1 minutes	2500	V
P_d	Maximum Power Dissipation		400	W
-	Mounting Torque		4.0	N.m
-	Terminal Torque		2.0	N.m
-	Weight	Typical Including Screws	140	g

Thermal Characteristics

Symbol	Parameter	Conditions	Values			Unit
			Min.	Typ.	Max.	
$R_{th(j-c)}$	Thermal Resistance	Junction to Case	-	-	0.3	°C/W

Electrical Characteristics @ $T_j=25^\circ\text{C}$ (unless otherwise specified)

Symbol	Parameter	Conditions	Values			Unit	
			Min.	Typ.	Max.		
V_R	Cathode Anode Breakdown Voltage	$I_R = 100\mu\text{A}$	600	-	-	V	
V_{FM}	Maximum Forward Voltage	$I_{FM} = 100\text{A}, T_c = 25^\circ\text{C}$	-	1.5	1.7	V	
		$I_{FM} = 100\text{A}, T_c = 100^\circ\text{C}$	-	1.3	1.5	V	
I_{RRM}	Repetitive Peak Reverse Current	$T_c = 100^\circ\text{C}, V_{RRM}$ applied	-	-	3.0	mA	
T_{rr}	Reverse Recovery Time	$I_{FM} = 100\text{A}, V_R = 300\text{V}, di/dt = -100\text{A}/\mu\text{s}$	$T_c = 25^\circ\text{C}$	-	120	160	ns
			$T_c = 100^\circ\text{C}$	-	180	-	ns

Performance Curves

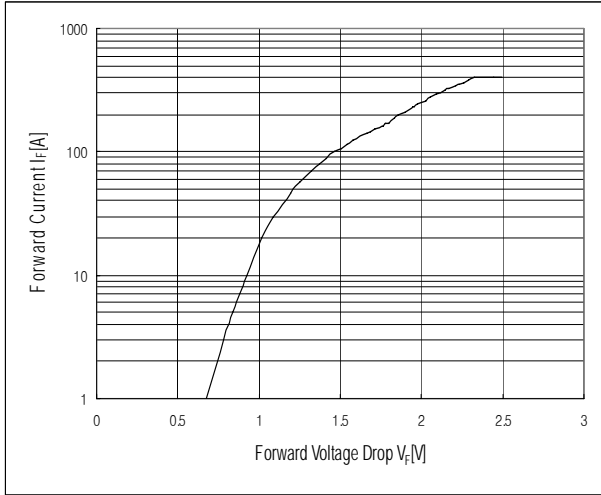


Fig. 1 : Typical Forward Voltage Drop vs. Instantaneous Forward Current

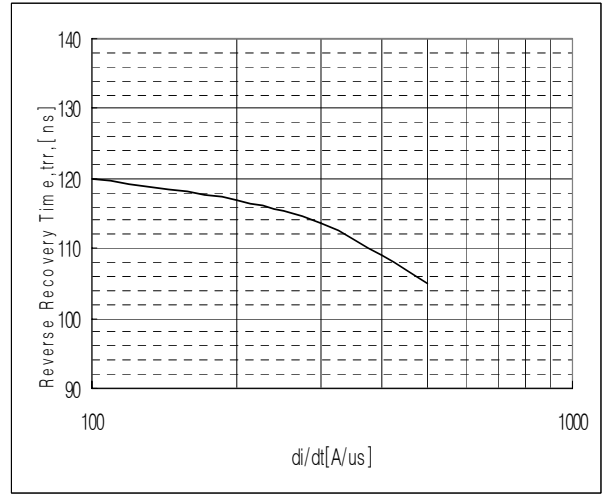


Fig. 2: Typical Reverse Recovery Time vs. $-di/dt$

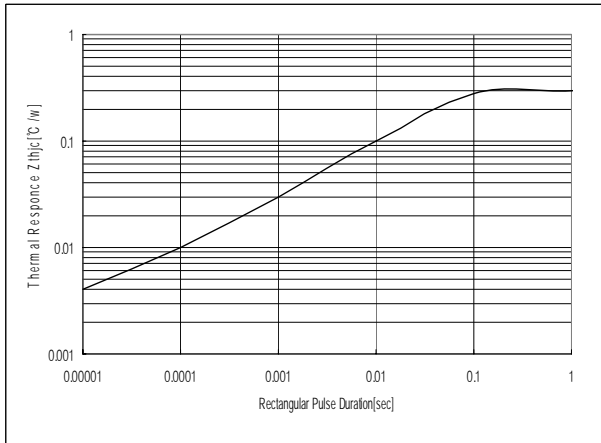


Fig. 3 : Transient Thermal Impedance(Z_{thjc}) Characteristics

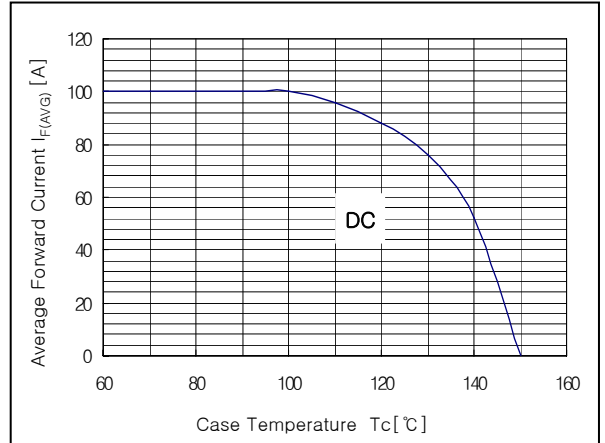


Fig. 4 : Forward Current Derating Curve

Package Out Line Information

5DM-1 Series



Dimensions in mm

