



• www.mytronic.ir



• [mytronic.ir](https://www.instagram.com/mytronic.ir)



• [mytronic_ir](https://www.telegram.com/mytronic_ir)



• [mytronicir](https://www.youtube.com/mytronicir)



• 0912-5958431

• 0912-5958432



• 021-66717001



مایسترونیک

فروشگاه قطعات الکترونیک

تخصص، کیفیت، قیمت مناسب

تهران - خیابان جمهوری - نرسیده به پل حافظ - پاساژ توکل - طبقه زیر همکف - پلاک B34



Three Phase Diode Bridges MDS100



Key Parameters

I_D	=	100	A
V_{RRM}	=	600-2000	V
I^2t	=	7.2	kA ² s
V_{FO}	=	0.80	V

Typical Application

- Inversion welder, current charging DC power supply
- Excitation source for DC motor, input rectifying of switching power supply
- Charging of soft starting capacitor, electric towage and auxiliary current
- DC power supply of appliance and device, input rectifying power supply of PWM frequency transformer

MAXIMUM ALLOWABLE RATINGS

Symbols and parameters		Maximum Limits	Unit
I_D	Direct output current	100	A
V_{RRM}	Max. repetitive peak reverse blocking voltage	600-2000	V
I_{RRM}	Maximum repetitive peak reverse current	10	mA
I_{FSM}	Surge peak forward current	1.5	kA
I^2t	Safety factor	7.2	kA ² s
V_{FO}	Threshold voltage	0.80	V
r_F	Slope resistance	4.5	mΩ
V_{FM}	Peak on-state voltage	1.53	V
$R_{th(j-c)}$	Thermal resistance, node to shell	0.20	°C/W
$R_{th(c-h)}$	Thermal resistance, shell to powder	0.07	°C/W

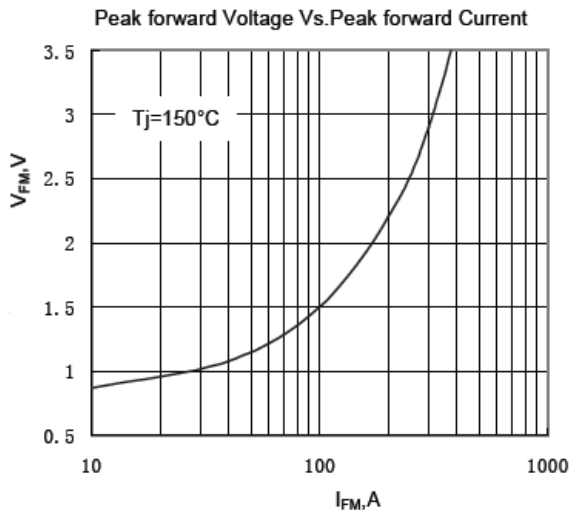


Fig.1

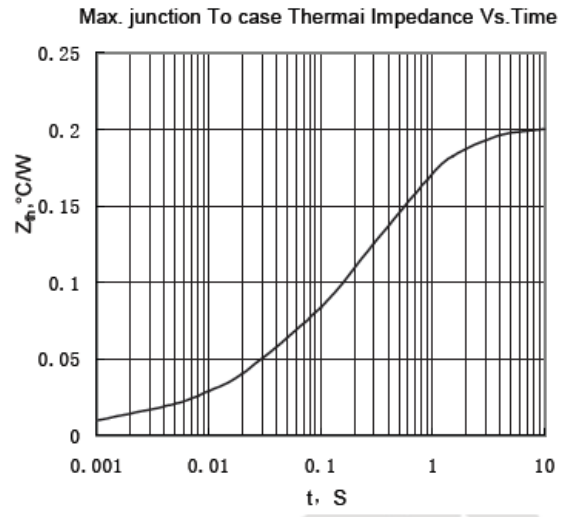


Fig.2

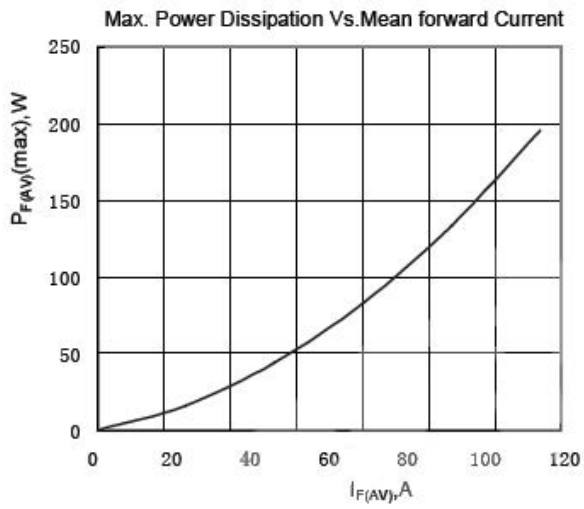


Fig.3

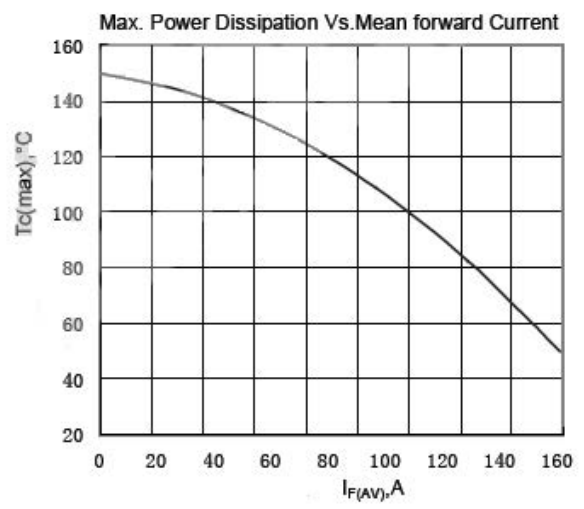


Fig.4

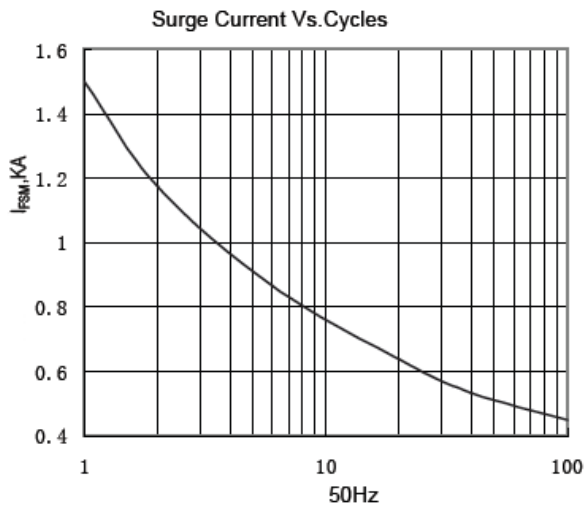


Fig.5

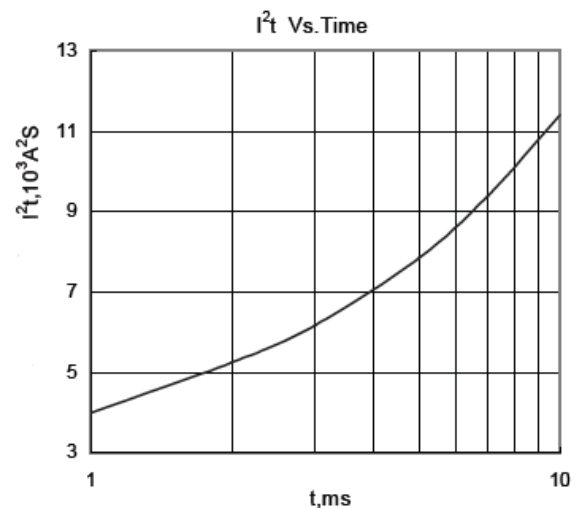


Fig.6